

# 2<sup>ND</sup> GRADE

## REMOTE LEARNING PACK

### ORIENTATION

- ☐ ALL ABOUT ME ACTIVITIES
- ☐ ROARS EXPECTATIONS
- ☐ ONLINE LEARNING EXPECTATIONS
- ☐ FOLLOWING DIRECTIONS
- ☐ WRITING
- ☐ SIGHT WORD REVIEW
- ☐ MATH PRACTICE

### MATH

- ☐ TEXT BOOK VOLUME 1
- ☐ TEXT BOOK VOLUME 2
- ☐ MATH TOOLS PAGE
- ☐ FACT FLASH CARDS
- ☐ FACT FLUENCY APPS

### ELA


- ☐ HIGH FREQUENCY WORD PRACTICE
- ☐ REFRIGERATOR REVIEW

### SCIENCE

- ☐ TEXT BOOK

### SOCIAL STUDIES

- ☐ WORKBOOK



# WELCOME TO 2<sup>ND</sup> GRADE!



We are so excited to meet you this year and find out what makes you special! Attached you will find your first week's learning pack. These are activities that can be completed throughout the week. This is a fun way for us to get to know you and for you to learn a little bit about Whitehall. This is meant to be an enjoyable introduction to 2nd grade rather than a full day of work.

We are looking forward to a wonderful school year!

**LOVE,**

*The Second Grade Teachers*

# **ALL ABOUT ME**

## ACTIVITIES

2<sup>ND</sup>



Name \_\_\_\_\_

# Grade favorite facts

My favorite food

My hobby

My favorite place









My favorite TV/movie

My favorite person

# ROARS

## EXPECTATIONS

# WHITEHALL ROARS!

	<b>Respect</b>	<b>Ownership</b>	<b>Acceptance</b>	<b>Ready to Learn</b>	<b>Safe</b>
<b>Classroom</b> 	Follow directions first time given	Complete assignments and follow classroom procedures	Use kind words and include others	Bring your materials and participate in class	Keep hands, feet and objects to yourself
<b>Cafeteria</b> 	Follow directions first time given	Clean your area	Use kind words and include others	Apologize when necessary	Maintain "Level 2, Conversation" volume
<b>Recess</b> 	Speak with a respectful tone and use appropriate language	Follow the rules of the game	Use kind words and include others	Work together to solve problems and apologize when necessary	Keep hands, feet, and objects to yourself
<b>Bathroom</b> 	Keep hands, feet, and objects to yourself	Use bathroom and materials for its intended purpose only	Give others their privacy	Return to your room promptly and quietly	Keep floor clean
<b>Hallway</b> 	Walk at a "Level 0, Voice Off" volume during the school day	Keep hands, feet, and objects to yourself	Be kind and greet others in a friendly manner	Follow directions first time given	Walk directly to your destination
<b>Bus</b> 	Follow directions first time given	Stay in your assigned seat "Back to Back" "Seat to Seat"	Use kind words	Backpack on your lap, instrument under your seat	Keep hands, feet, and objects to yourself

**TODAY IS A NEW DAY.**

**I PLEDGE TO:**

**RESPECT OTHERS**

**TAKE OWNERSHIP**

**SHOW ACCEPTANCE**

**BE READY TO LEARN**

**STAY SAFE**



**TOGETHER,**

**WHITEHALL ROARS!**

WHITE  
ROADS!

We show **RESPECT** at Whitehall.

This is **ME** showing  
**RESPECT!!!**





OWNERSHIP  
ROADS!

**OWNERSHIP** is following classroom procedures.

Sort and glue the boxes below.

Mine

Someone Else's



The things my classmate says	The way I handle it when I'm angry	My brother's homework	My coat or jacket
The way I behave at recess	The choices someone else makes	The things I say to my friends	The bills my parents pay
My friend's lunch money	My library book	The way my sister acts when she's upset	The toys I have at my house

WHITE  
ROADS!










**ACCEPTANCE** is being kind to others.

Sort the behaviors as kind or unkind

**Kind**



**Unkind**



WHILE  
ROADS!

Being **READY TO LEARN** is being a good listener.

Fill in the blanks to complete the rules of being a **READY** to Learn Student!

# Good Learning is...


\_\_\_\_\_ on the  
speaker.

Ears are \_\_\_\_\_

\_\_\_\_\_ are  
still.

\_\_\_\_\_ are \_\_\_\_\_

Feet are \_\_\_\_\_



WHITEHALL  
ROADS!

We are **SAFE** at Whitehall!

**Being safe is...**




**Being safe is not...**



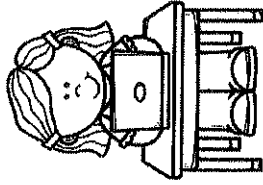
Draw a picture of one of your examples  
from above.

# **ONLINE** **LEARNING** EXPECTATIONS


# Online Class Rules



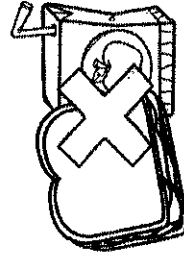
**Be on time.**




**Sit up in a chair and stay seated in a quiet spot.**



**Sit away from toys and distractions.**




**Eat before or after class.**




**Use the restroom before or after class.**




**Raise your hand to talk.**



**Have your supplies ready.**




**Keep your microphone muted.**



**Keep your camera on.**



**Pay attention. Listen to the teacher and your classmates.**



**Do your best thinking and best work.**

# **FOLLOWING** DIRECTIONS

# 2ND GRADE ROCKS

Name \_\_\_\_\_

©Amber from TGIF

Color according to the code.

Number 2 - any color

V - red

2 - orange

Vowels (A, E, I, O, U) - yellow

C and D - green

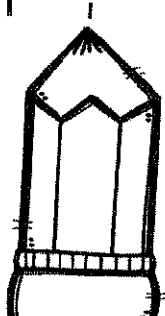
G and K - blue

S - purple



**WRITING**

**Write your name on each line. Color in the pencil with your BEST handwriting!**





# Second Grade

Now that you are a second grader, write about what you are excited for this year. Does anything make you nervous about becoming a second grader?

---

---

---

---

---

---

---

---

---

---

Written by \_\_\_\_\_

# **SIGHT** WORDS

# Practice Reading, Writing, and Spelling

Words for 1st Graders to be Able to Read, Write, and Spell by the End of 1st Grade

a	came	had	make	people	ten	walk
all	can	has	many	play	than	want
am	come	have	me	please	thank	was
an	day	he	more	pretty	that	we
and	did	her	much	purple	the	were
any	do	here	must	put	them	what
are	down	hers	my	ran	then	when
as	eat	him	new	red	there	where
ask	eight	his	nice	run	these	which
at	find	how	nine	said	they	white
ate	five	if	no	saw	thing	who
away	for	in	not	say	this	why
be	four	into	now	see	three	with
because	from	is	of	seven	to	went
been	get	it	on	she	too	work
before	girl	jump	one	six	two	yellow
big	go	like	only	small	up	yes
black	going	little	or	so	very	you
blue	good	look	orange	some		your
boy	great		other	soon		
brown	green		our			

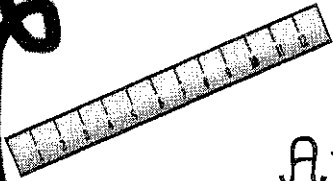
# Practice Reading These Words

Sight Words for 1st Graders to be Able to Read by the End of 1st Grade					
about	each	if	nice	than	walk
after	every	jump	now	thank	want
again	find	just	old	their	way
also	first	keep	only	them	went
another	from	kind	or	then	were
any	funny	know	other	these	when
ask	give	learn	over	thing	where
back	going	live	people	think	which
because	great	long	put	use	word
been	had	many	rain	very	work
before	hers	may	right		would
by	high	more	should		write
could	house	much	some		your
day	how				yours

**MATH**

# Math About Me


Numbers, numbers all around,  
Everywhere they can be found.




Numbers tell how old I am.  
And how many people in my fam.

How much I weigh and just how tall,  
Where I live, and that's not all!

Numbers are a part of me,  
money, time, and history.



When to wake up and when to eat,  
What size shoes to buy for my feet.



How much money something costs,  
A number to call if my dog gets lost.

I don't know where I would be,  
If numbers weren't a part of me!



# MATH ABOUT ME

I am \_\_\_\_\_ years old

$$\underline{\quad} + \underline{\quad} = \underline{\quad}$$

$$\underline{\quad} + \underline{\quad} = \underline{\quad}$$

$$\underline{\quad} + \underline{\quad} = \underline{\quad}$$


$$\underline{\quad} + \underline{\quad} = \underline{\quad}$$

I was born on

\_\_\_\_\_ - \_\_\_\_\_ - \_\_\_\_\_



I have \_\_\_\_\_ pets.



There are \_\_\_\_\_ people  
in my family.

\_\_\_\_\_ boys

\_\_\_\_\_ girls

$$\underline{\quad} + \underline{\quad} = \underline{\quad}$$

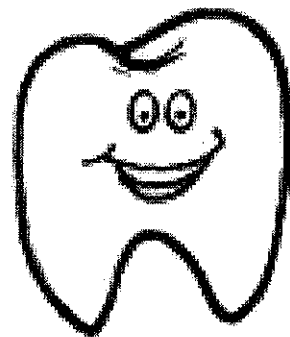
My favorite number is

\_\_\_\_\_

$$\underline{\quad} + \underline{\quad} = \underline{\quad}$$

$$\underline{\quad} + \underline{\quad} = \underline{\quad}$$

I have lost \_\_\_\_\_ teeth so far.



Date: \_\_\_\_\_

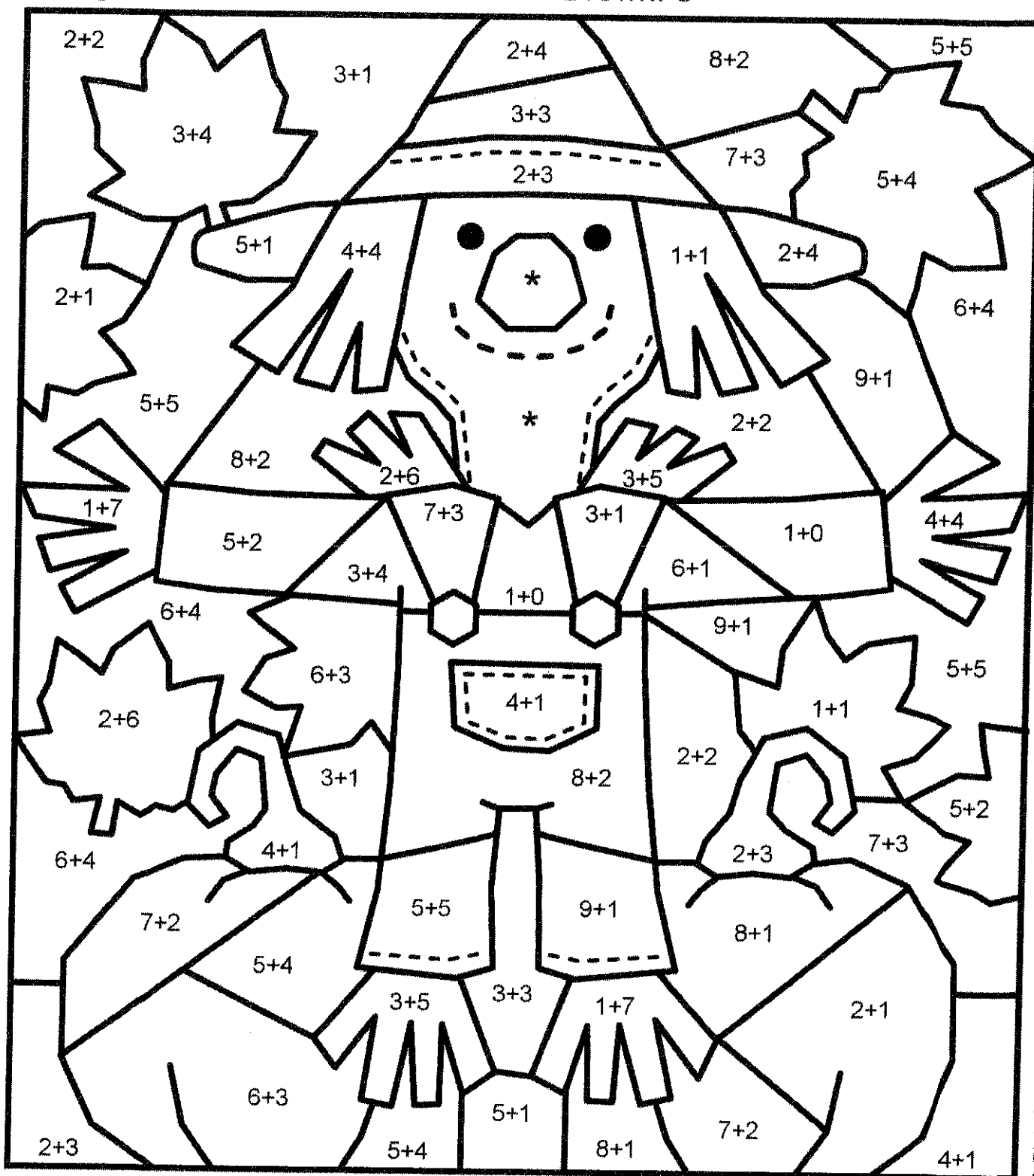
## Color-by-Code - Addition to 10

Directions: Color the picture using the code below.

Green: 5

Yellow: 8, 2

Brown: 6



Note: Color all shapes with a \* tan.