



S2SS Program Overview

December 2018 – 121918

Purpose

1. Provide an overview of S2SS program

- What is it?
- How does it work?
- Benefit for our school?

2. Next Steps

Program Summary

- S2SS is launching in our schools
- S2SS teaches how to recognize and report at-risk behavior
- Students (& adults) submit tips via app, website and 24/7 crisis hotline
- All tips are triaged by certified crisis counselors and then emailed, texted and/or called back into the school / school district to act upon
- The school then investigates, assesses and intervenes (as needed) and closes the tip out to ensure all tips are reviewed and actioned
- Students and staff will be trained in person and/or via interactive video
 - Middle and high school students will be trained only
 - Adults K-12 in all school systems will be made aware of the program
- S2SS will also be embedded in student clubs and be featured in-school via awareness materials and other events to sustain the program

S2SS Overview

In a majority of violence and victimization acts, there are warning signs or signals given off

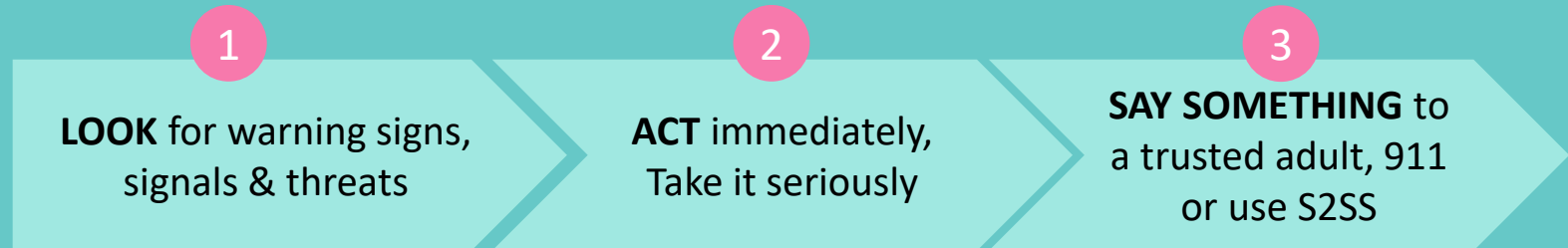
- 37% of threats of violence, bullying, etc. are sent electronically.
28% used social media
- 80% of school shooters tell someone of their violent plans. 69% tell more than one person
- Most mass shootings are planned for 6+ months
- Up to 70% of people who complete suicide tell someone their plans or give some other warning sign
- Youth display/present pathway behaviors / at-risk behaviors between the ages of 13-17
 - Creating a petri-dish or breeding ground in schools
 - Creating opportunities for early identification and intervention

However – these signs are not seen because youth (and the adults around them) do NOT...


- Understand or know how to recognize signs and signals
- Believe a threat to be true because “they would never say it publicly if they meant it”
- Want to be labeled, stigmatized and/or possibly physically threatened as a “snitch”
- Want to be “that kid” or “that parent” saying something
- Feel comfortable calling 911 or talking to a trusted adult
- Know who to tell or “believe that nothing will be done to help”
- Just choose to ignore the sign or signal thinking someone else will say something – bystander effect



Teaches middle and high school youth (and the adults around them) how to recognize warning signs and signals, especially within social media, from individuals who may be a threat to themselves or others and *Say Something* to a trusted adult, call 911 or use the S2SS [anonymous reporting system](#)



S2SS – HOW does it work?



Step 1: Submit
Youth or Adult Submit
a Tip using our App,
Website, and Hotline




OAG Crisis Center

Step 2: Manage
Tips are Triaged,
Categorized, and
Delivered to the
School Teams /
Dispatch by the OAG
Crisis Center

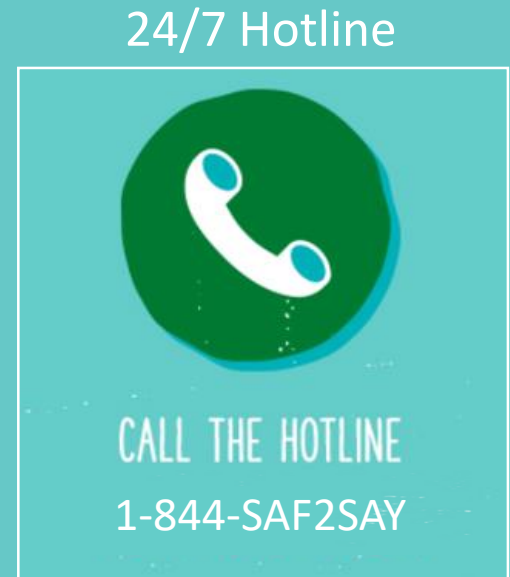
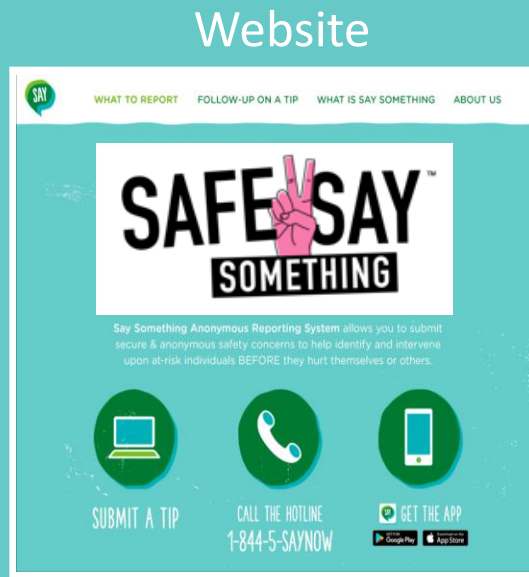


Step 3: Disposition
School Team and/or
Law Enforcement
Assess and Intervene
as Needed

Step 1: Tip Submission



Step 1: Submit
Youth or Adult
Submit a Tip
using our App,
Website, and
Hotline



Every user **MUST** associate themselves with a school within the district in order to submit a tip

Step 2: Tip Management at Crisis Center



OAG Crisis Center

Step 2: Manage
Tips are Triageed,
Categorized, and
Delivered to the
School / Dispatch
by the OAG
Crisis Center

Action 1: Triage

S2SS Analyst gathers caller tip information and/or receives website and app submission(s). Conducts two-way anonymous dialog as needed with tipster to capture as much information as possible.

Step 2: Tip Management at Crisis Center



OAG Crisis Center

Step 2: Manage
Tips are Triageed,
Categorized, and
Delivered to the
School / Dispatch
by the OAG
Crisis Center

Action 1: Triage

S2SS Analyst gathers caller tip information and/or receives website and app submission(s). Conducts two-way anonymous dialog as needed with tipster to capture as much information as possible using set SOPs.

Action 2: Categorize

S2SS Analyst categorizes tip as either “life safety” or “non-life safety” incident/concern/threat based on OAG approved definitions

Step 2: S2SS Statewide Defined Events

Safe2SaySomething Defintions		
Life Safety - Imminent and In-Progress	Non-Life Safety - Crime or Violence	Non-Life Safety
Active Shooter or presence of explosive device	Alcohol possession or use	Anger issues/management (non-life threatening)
Bodily injury and/or emergency condition	Animal cruelty	Breaks school code of conduct
Child predator	Cannabis/Other drug paraphernalia	Bullying/cyber-bullying/general teasing
Dating violence	Distribution of inappropriate photos	Creating a hostile environment
Disorderly/dangerous conduct	Drunk and/or under influence of other substances	Depression/anxiety (non-life threatening)
Domestic violence/victimization	Forgery/falsifying documents	Discrimination
Drug use, distribution/sale, and/or substance abuse	Graffiti and/or other defacing of property	Drug use NOT in progress
Emergency building condition (fire, collapse, explosion)	Hate crime/speech	Eating Disorder/anorexia/bulimia
Gang violence/formation/threats	Sexting	General harassment of students/staff
Have attempted suicide and are requesting help	Theft	General school complaint
Human Trafficking	Threat/ideation of performing a false alarm	Inappropriate behavior, language, gestures
Individual is unconscious/unresponsive	Truancy/skipping school	Inappropriate bus behavior
Intend/threaten/ideate to commit suicide	Vandalism	Inappropriate intimidating physical contact
Intend/threaten/ideate to harm another person		Inappropriate use of technology/school equipment
Intend/threaten/ideate to harm building/property		Intention, discussion, and/or planning of any hazing
Missing/lost student, educator, and/or administrator		Mean/cruel towards others
Physical Abuse		Planned parties
Planned attack, shooting, fight/assault		Possession of lighter/matches
Presence of weapons (guns, knives, explosive)		Sexual harassment
Reckless driving on school property		Smoking tobacco, e-cigs, or vapes
Sexual Assault/Rape		Verbal abuse
Terrorism threat and/or ideation		

Step 2: Tip Management



Step 2: Manage
Tips are Triageed,
Categorized, and
Delivered to the
School / Dispatch
by the OAG
Crisis Center

Action 1: Triage

S2SS Analyst gathers caller tip information and/or receives website and app submission(s). Conducts two-way anonymous dialog as needed with tipster as needed to capture as much information as possible.

Action 2: Categorize

S2SS Analyst categorizes tip as either “life safety” or “non-life safety” incident/concern/threat based on district approved definitions

Action 3: Deliver

S2SS Analyst forwards tip via text, email and/or phone call 24/7 to assigned school crisis team and local county 911dispatch (as needed) based on OAG approved process and protocols

Step 3: Tip Disposition



Step 3: Disposition

**School Team
and/or Law
Enforcement
Assess and
Intervene as
Needed**

- 1) School Team and local law enforcement (as needed) assess, intervene, and take protective action per their respective policy, laws and procedures
- 2) School Team ONLY closes out tip within the S2SS platform documenting / dispositioning what actions were taken

School Team Steps They are Taking to Receive and Act upon tip submissions



As Needed

As Needed

- Life Safety
- Phone Call
- Text Alert
- Email Alert

Log into Mobile or Full Website Tip Manager

- Review Tip Contents:
- Description of event
- Attachments
- Anonymous Dialog with Tipster
- Team Comms and info sharing

Conduct 2-way anonymous dialog with tipster

Review and conduct any team comms between school, district and, for life safety tips, local police dispatch

After school – likely providing address for life safety issue

Investigate, assess and intervene as needed
Police/Sheriff involved as needed

Add any additional attachments gathered during investigation

Team reports action(s) taken against tip and then closes tip

S2SS 3-Step Summary

STEP 1:

Tip sent via App, Website and/or Call In-Take

STEP 2 – Action 1:

S2SS Crisis Center Triage Tip

STEP 2 – Action 2:

Life Safety Tip

Non-Life Safety Tip

STEP 2 – Action 3:

Call County
911 Dispatch

Call, Text, Email
District Crisis Team

Text,
Email District
Crisis Team

Investigation, assessment and/or action

STEP 3:

Submission Disposition / Status
Written Response in S2SS and
Indication of case being "open or closed"

WHAT are the anticipated reporting rates?

- 3%-6% of population trained will submit a tip once all students are trained and receive sustained updates - the number of tips in the first 48-72 hours will be run higher then flatten out
- Approximately 40-60% will be Life Safety Tips of which 10-15% will be very serious
- Suicide, suicide ideation, depression, anxiety, substance abuse, school violence, bullying/cyber-bullying and gang violence will likely be your top tip submissions
- Hoax or false claims are less than ½ of 1% -- with most being in-actionable submissions such as “clowns have red hair”

WHO owns the data? HOW is Anonymity Broken?

- All tip data is owned by the school system / district with student information being protected via state and federal laws
- If a tipster is suicidal / in crisis, state and federal laws allow anonymity to be broken (if feasible) to protect the well-being and safety of the individual (occurs <1/2% of all tips)
- If an individual abuses the system or breaks a state or federal law, the school system / district can request a court order to TRY and uncover anonymity.

Note: we will NOT break anonymity without a court order – there are no exceptions

HOW will S2SS be sustained?

- Imbed S2SS in existing school clubs or establish a new club
 - Activities, Call-to-Action, National Summit, Youth Board
- In-school collateral and materials



- Virtual or local School Outreach Coordinator to support the school and student club
- Annually train in-coming class/new educators and admin

WHAT will be overall impact and benefits?



- Educate on signs and signals – especially in social media – creating a well informed district and parents
- Reduction in violence, suicide and cutting, bullying, drug use and overall victimization with more students getting help
- Creates safer / healthier environment

Launch Date

January 14, 2019

Questions?

SAFE SAYTM



SOMETHING

Thank You